

27.01. How to re-set the mSupply client

Over time, the mSupply client may not function as expected. There are a variety of reason for this. Bad network connection to the server may have corrupted critical files during transfer. Unstable hardware may have shutdown un-gracefully or crashed damaging files. There may have been a virus issue.


Below is an image of one of many symptoms that the user may notice.



Corrupted client configuration files



As part of the installation, a batch file with the name **Reset client temp folder** is installed on the desktop. This file can do all the resetting described below. So, if it is still on the desktop, or you know where it was moved to, we recommend you double-click on that file to run it. You will be asked to confirm you want to continue; you should press Y on the keyboard if the client application is closed down - if isn't closed down, close it and then press Y. The file will then carry out all the steps described below and reset the client

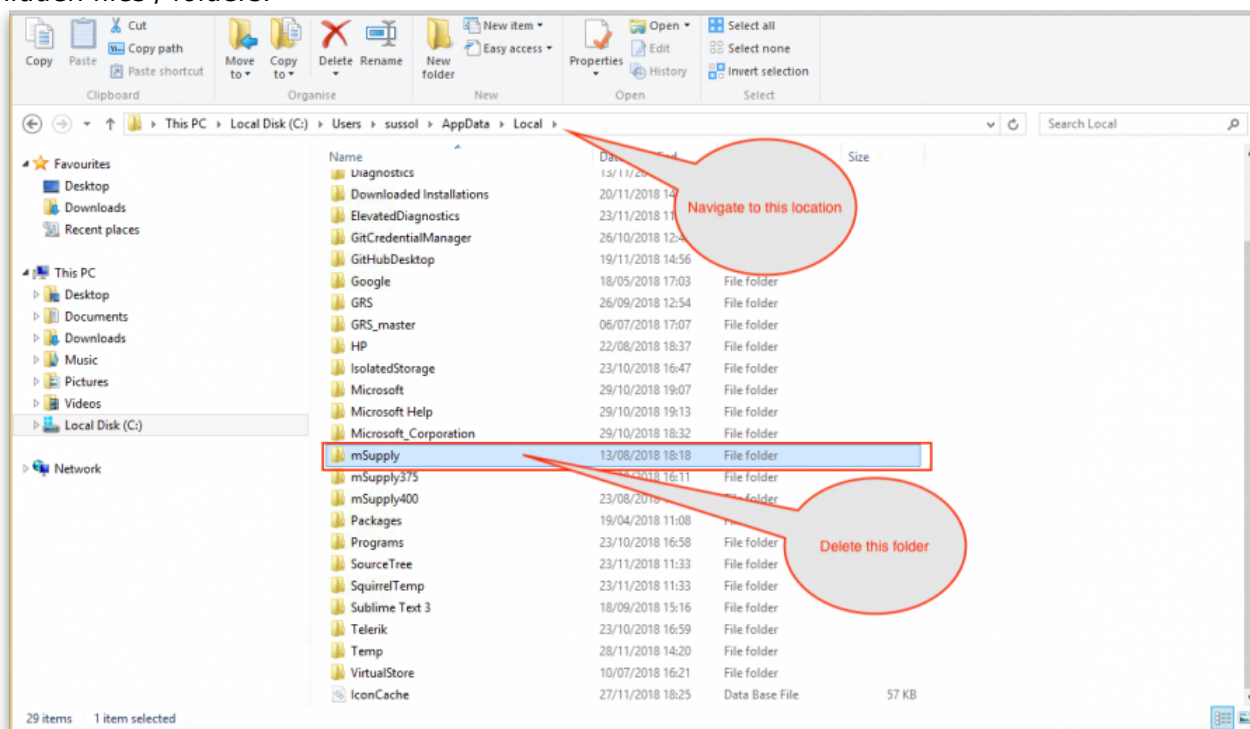


mSupply client generates and stores its configuration in files and folders. These files are safe to delete as they will be re-created by the mSupply client when it is started.

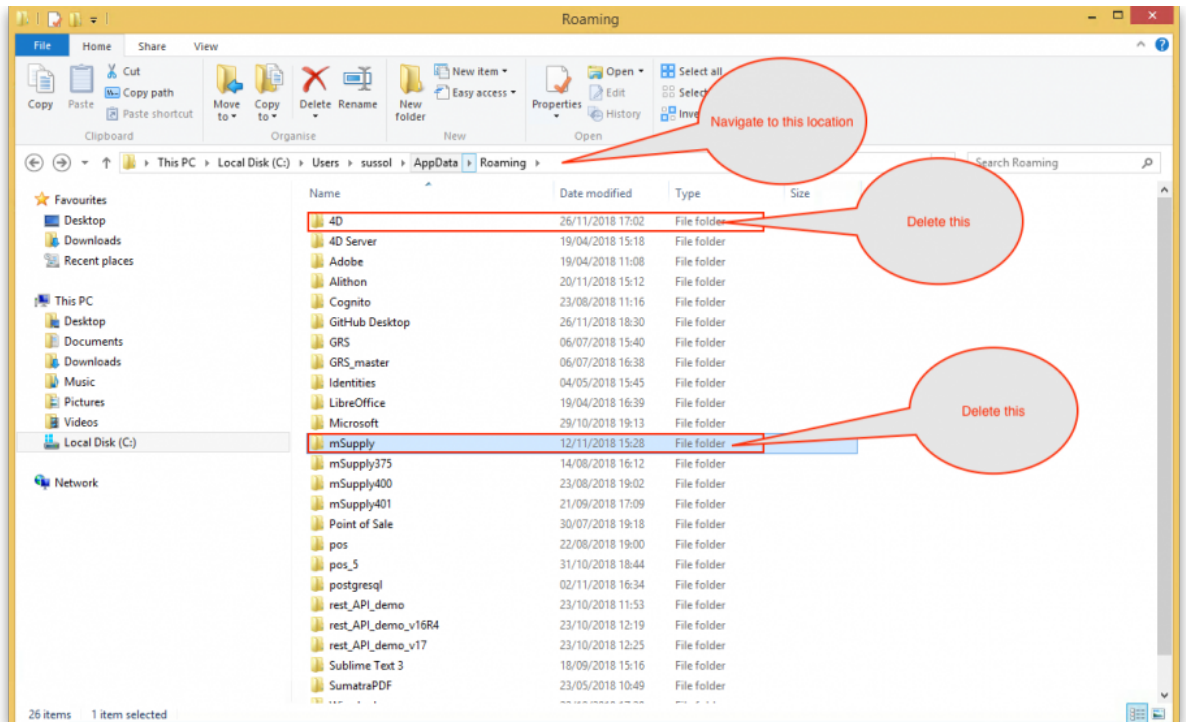
So let's assume that one of the files have been corrupted and that we need to delete them.

Procedure

1. Make sure the mSupply Client is not running. If it is running, quit out of it.
2. On windows : Navigate to c:\Users**SomeUser**\AppData\Local, Then delete the “mSupply” folder. Note: **SomeUser** will be the Windows account name. In the example here, the Windows account name is **Sussol**.
3. Please note that the “AppData” folder may be hidden, so enable your file explorer to view hidden files / folders.



4. Navigate to the “Roaming” section in : c:\Users**SomeUser**\AppData\Roaming and delete the following folders :
 - o 4D
 - o mSupply



5. Finally Restart the mSupply Client.

Previous: [28. Frequently Asked Questions](#) || Next: [28.02. Remote Support - Installing TeamViewer](#)

From: <https://docs.msupply.org.nz/> - mSupply documentation wiki

Permanent link: https://docs.msupply.org.nz/faq:how_to_re-set_msupply_client?rev=1620642583

Last update: **2021/05/10 10:29**

