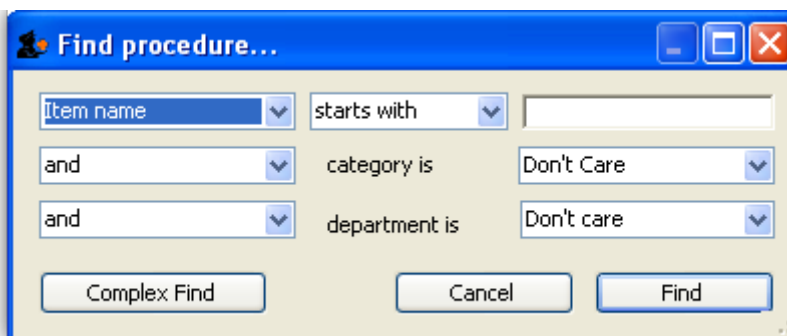


Procedures

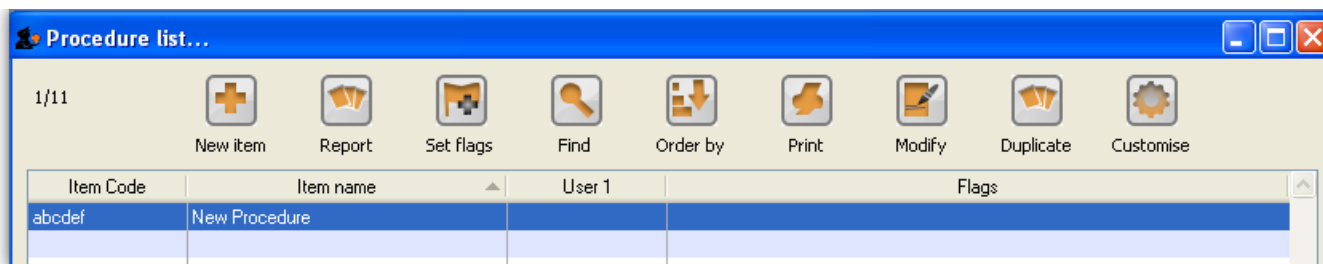
*

<note>Internally, a procedure in HIS is treated like a service item in mSupply, so many of the same concepts apply - see [Items](#)</note>

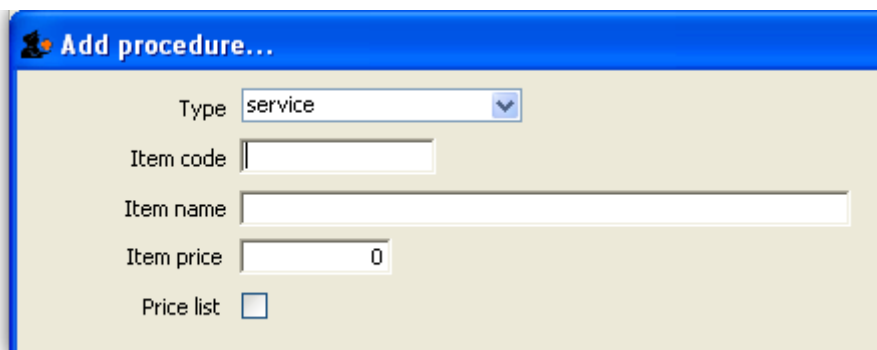
The **Special > Show procedures** menu item allows you to track surgical and other procedures performed on patients. It brings up the following window:



After setting the parameters, and clicking on OK, it will either show the list of procedures:



in which case, you can double-click on a procedure to view/edit it or select *New item* to create a new one. Or, if there are no existing procedures, it will go straight to the *Add procedure* window:



The type of a procedure is fixed as "service". As for items, once a procedure has been added, there are extra fields and tabs available. However, only a subset of the normal item fields are available.

Procedure details...

Item name New Procedure Store: Hospital Info System

General...

Item code: abcdef

Category: None

Item flag:

Catalogue code:

Hide in this store:

Pricing

Default margin:

Default price:

Full description

Custom fields...

user_field_1 user_field_5 user_field_4

user_field_2 user_field_6 user_field_7

user_field_3

From:
<https://docs.msupply.org.nz/> - mSupply documentation wiki

Permanent link:
<https://docs.msupply.org.nz/his:procedures?rev=1316603618>

Last update: **2011/09/21 11:13**

