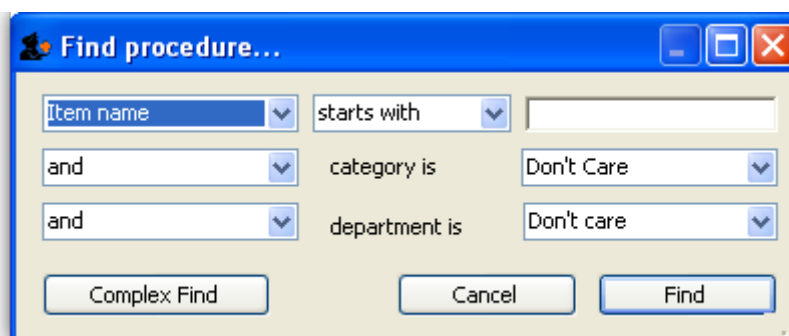


Procedures

*

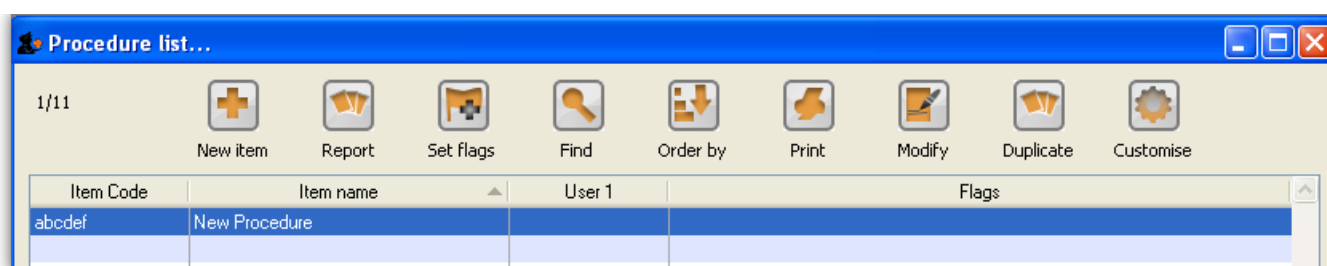
<note>Internally, a procedure in HIS is treated like a service item in mSupply, so many of the same concepts apply - see [Items](#)</note>

The **Special > Show procedures** menu item allows you to track surgical and other procedures performed on patients. It brings up the following window:



The 'Find procedure...' dialog box has a blue title bar with a person icon and the text 'Find procedure...'. It contains several search criteria fields: 'Item name' (dropdown), 'starts with' (dropdown), 'and' (dropdown), 'category is' (dropdown), 'and' (dropdown), and 'department is' (dropdown). The 'category is' and 'department is' dropdowns are currently set to 'Don't Care'. At the bottom, there are three buttons: 'Complex Find', 'Cancel', and 'Find'.

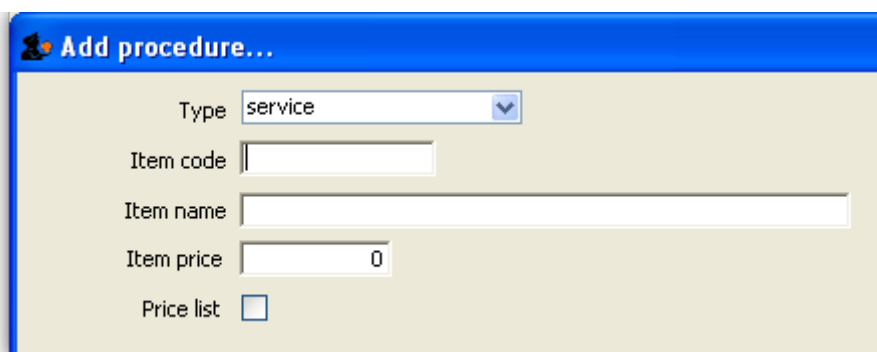
After setting the parameters, and clicking on OK, it will either show the list of procedures:



The 'Procedure list...' window has a blue title bar with a person icon and the text 'Procedure list...'. It features a toolbar with icons for 'New item', 'Report', 'Set flags', 'Find', 'Order by', 'Print', 'Modify', 'Duplicate', and 'Customise'. Below the toolbar is a table with the following columns: 'Item Code', 'Item name', 'User 1', and 'Flags'. The table contains one row with the following data: 'abcdef', 'New Procedure', 'User 1', and 'Flags'.

Item Code	Item name	User 1	Flags
abcdef	New Procedure	User 1	Flags

in which case, you can double-click on a procedure to view/edit it or select *New item* to create a new one. Or, if there are no existing procedures, it will go straight to the *Add procedure* window:



The 'Add procedure...' dialog box has a blue title bar with a person icon and the text 'Add procedure...'. It contains several input fields: 'Type' (dropdown set to 'service'), 'Item code' (text field), 'Item name' (text field), 'Item price' (text field set to '0'), and 'Price list' (checkbox). At the bottom, there are three buttons: 'Complex Find', 'Cancel', and 'Find'.

The type of a procedure is fixed as "service". As for items, once a procedure has been added, there are extra fields and tabs available. However, only a subset of the normal item fields are available.

Procedure details...

General
Usage
Ledger
Notes
Misc
Misc 2

Item name New Procedure **Store:** Hospital Info System

General...

Item code: abcdef
Category: None
Item flag:
Catalogue code:
Hide in this store: ☐

Pricing

Default margin: 0
Default price: 2,000.00

Full description

Custom fields...

user_field_1 user_field_5 user_field_4 ☐
user_field_2 user_field_6 user_field_7 ☐
user_field_3

[Previous Topic: ICD10 disease codes](#) | [Next topic: Other lists](#)

Previous: ICD10 disease codes Next: Other lists

From:

<https://docs.msupply.org.nz/> - mSupply documentation wiki

Permanent link:

<https://docs.msupply.org.nz/his:procedures?rev=1344012949>

Last update: **2012/08/03 16:55**

