Non-stock items

*

There are occasions when you need to order an item that you wish to add to your stock list, but which you currently do not wish to keep in stock. mSupply® treats such an item as a **Non-stock item**. Although you do not hold any stock of a non-stock item, it is quite likely that you may place regular orders for it.

Note that **Ad hoc items** are different in that:

- they do not display in your list of items
- it is likely that an ad hoc item will be ordered once and once only

The procedure for dealing with non-stock items is:

Step 1

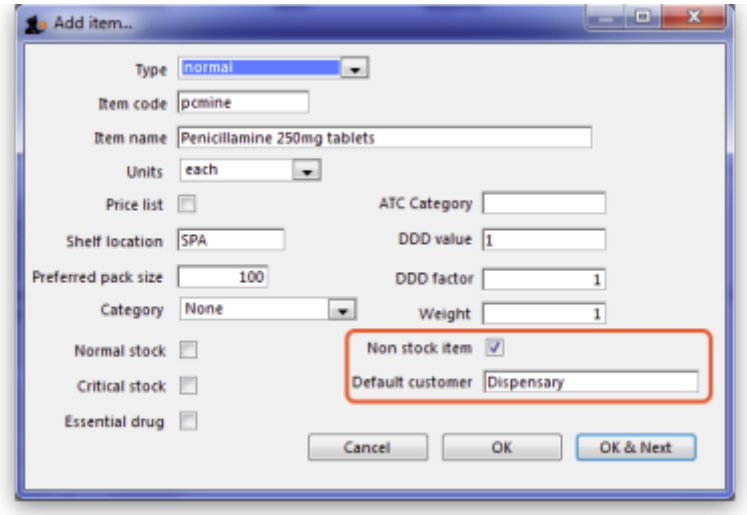

From the **Item** menu, select **New item**, and enter the particulars as you normally do, only this time check the ** Non-stock item** box. In the box immediately below, select the customer from the list of customers held in mSupply®.

To place an order for a non-stock item, a customer must be identified, and this customer becomes the **default customer ** for the item.

Should you need to order the same item for a different customer at a later date, the new customer is entered at the time the Purchase Order is being created.

The example is for non-stock item Penicillamine 250mg tablets.

Step 2

Create the Purchase Order which will include the non-stock item. (from the navigator - *Suppliers/+Purchase Order/+new line*)

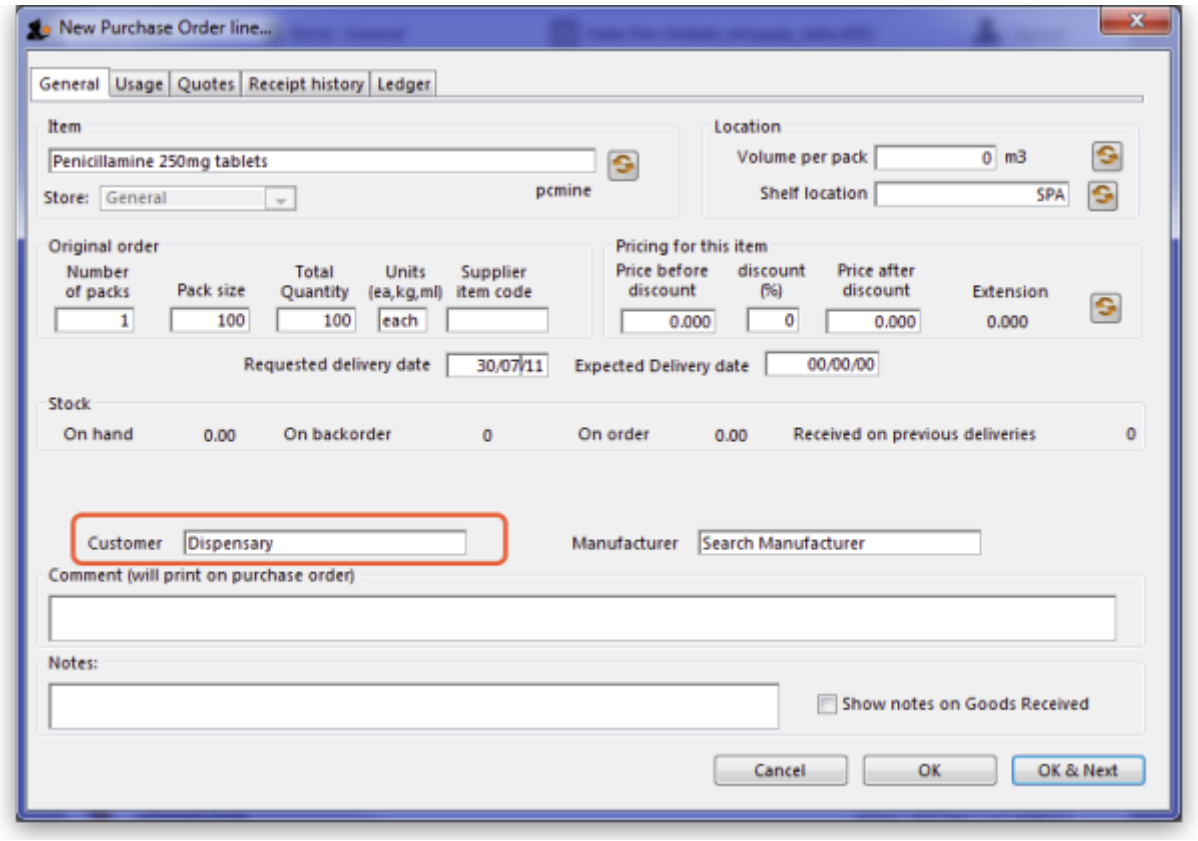

You will observe that the **Customer box** already contains the default customer, in the example, our Dispensary. You are able to edit this box, and select another customer when a different customer orders this item.

Step 3

On receiving the order, proceed as usual to the **New Goods receipt** form.

In our example, we have ordered 2 items from IDA, one of which is our non-stock item, Penicillamine 250mg tablets, and it appears in blue.

The Goods Received must be finalised in order to create the Supplier invoice:

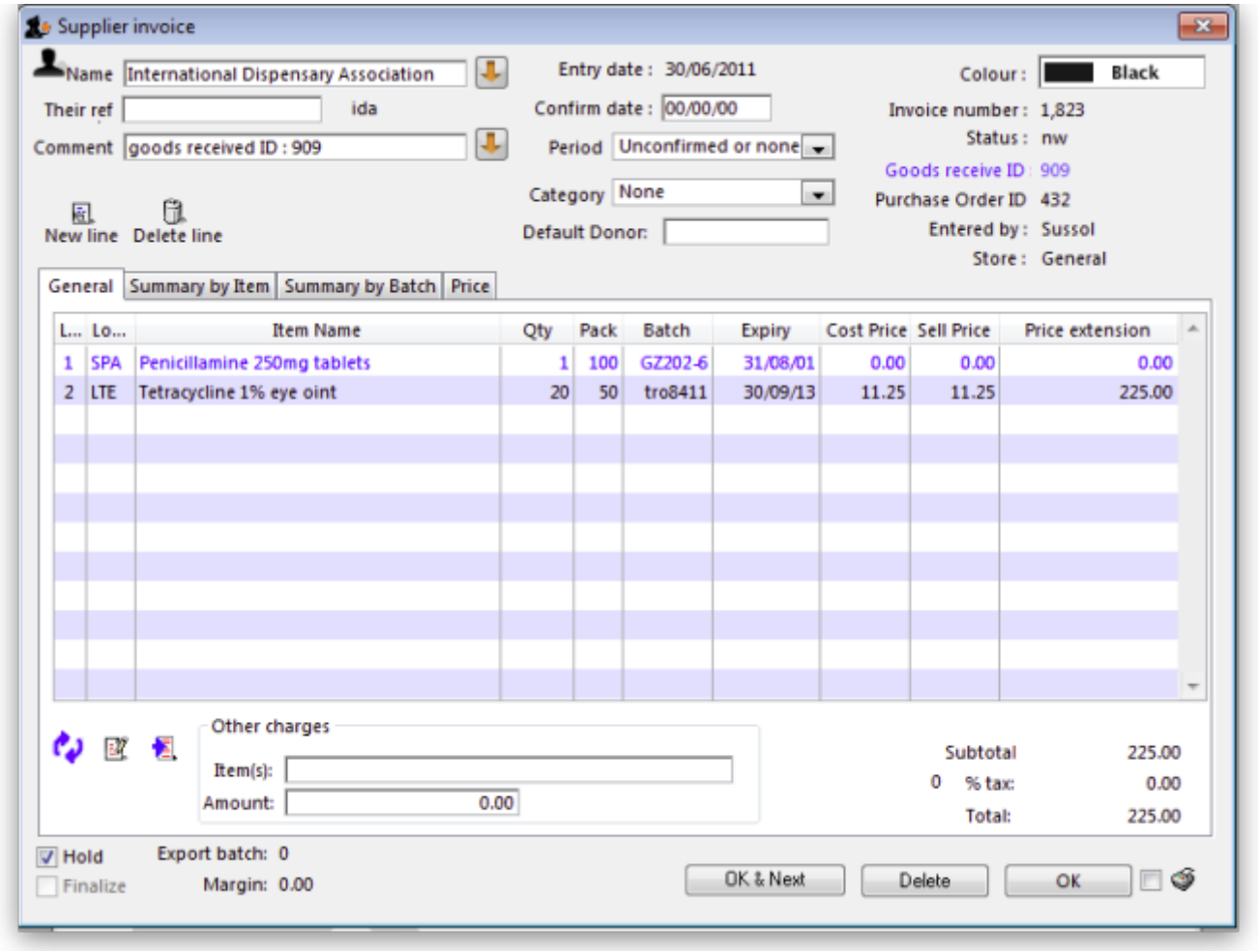

Uncheck the // Hold// box (bottom left corner) then click on OK, and this // Alert// message is displayed:

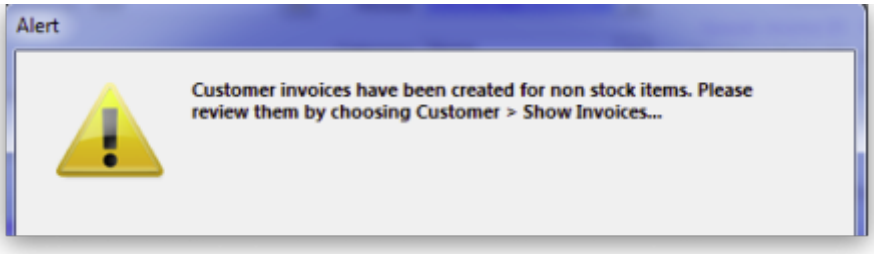

advising you that 'Customer invoices have been created for non stock items.....': From the main menu, choosing ** Customer > Show invoices** allows us to select and process the invoice which has been created automatically for the non stock item for our customer, the Dispensary.

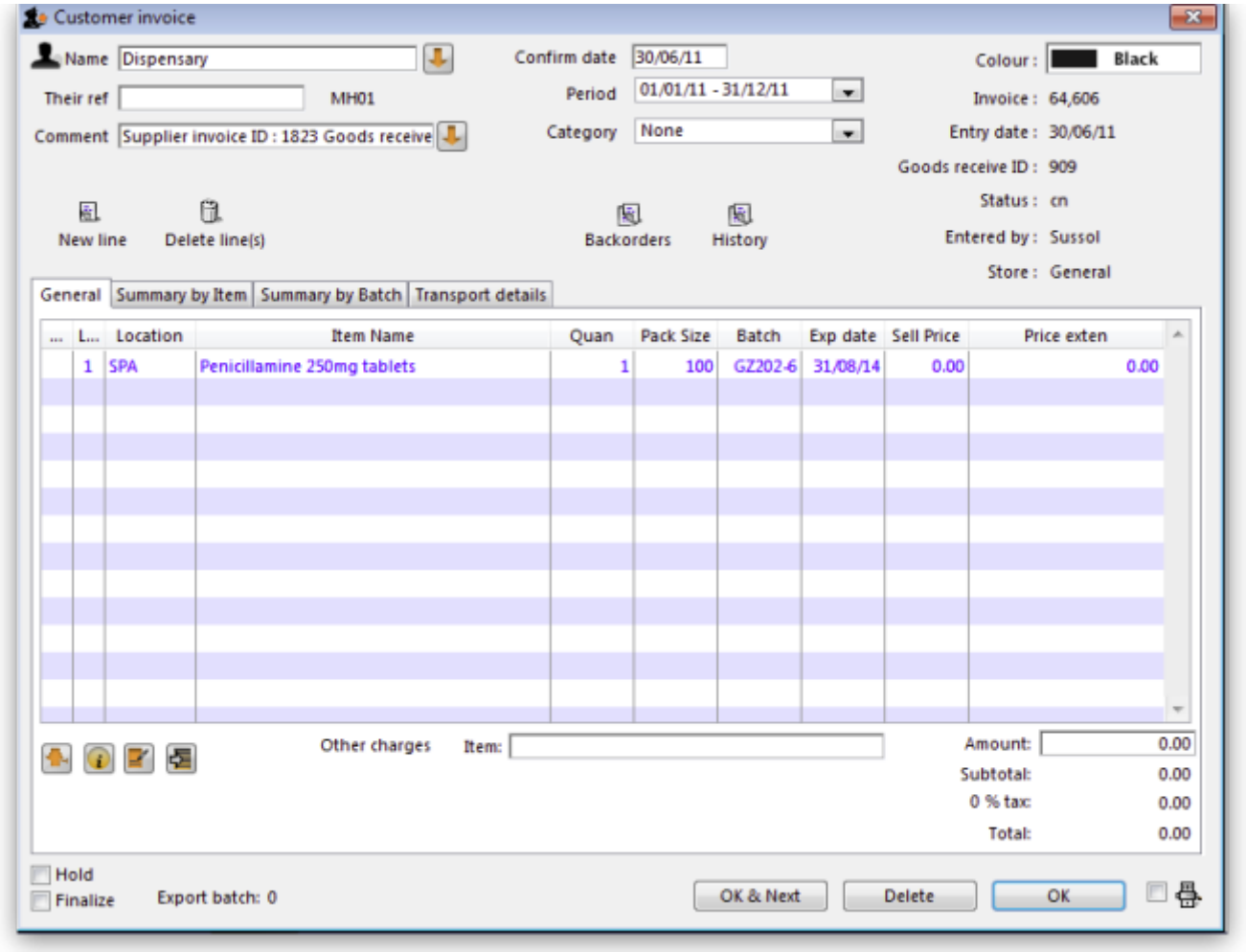

// Previous: Ad Hoc items Next: Managing drug interaction groups//

From:
https://docs.msupply.org.nz/ - **mSupply documentation wiki**

Permanent link:
https://docs.msupply.org.nz/items:non_stock_items?rev=1483773665

Last update: **2017/01/07 07:21**