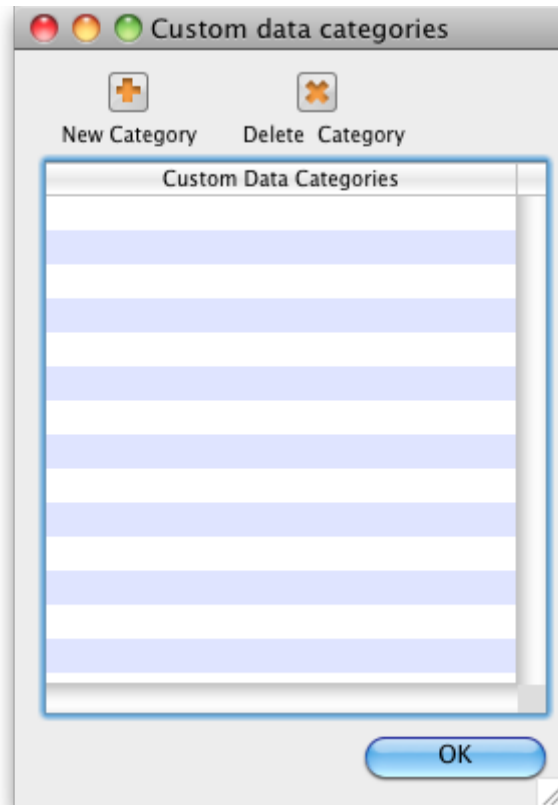


23.10. Custom data

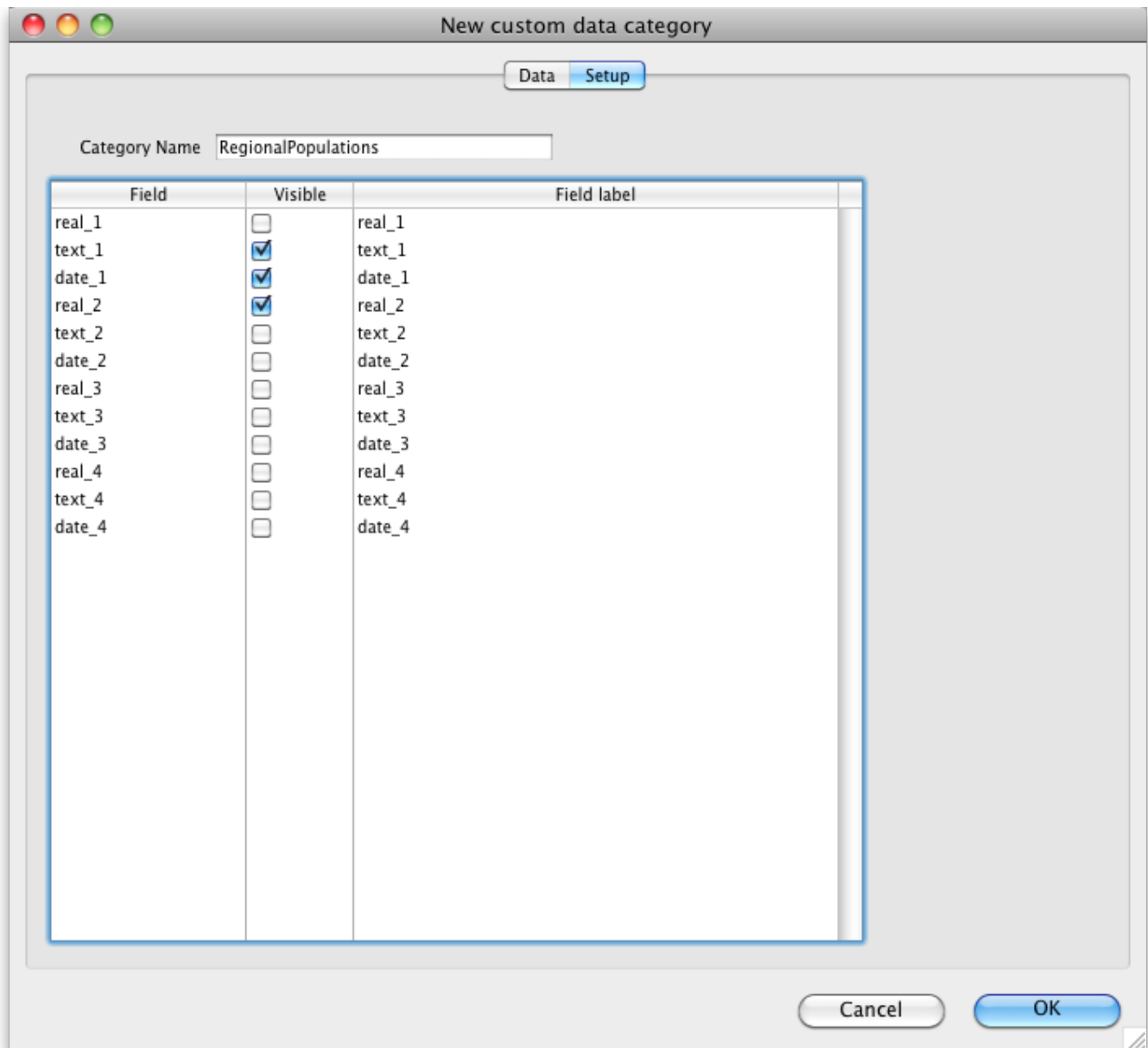
Custom data allows you to add data to mSupply that doesn't naturally fit into one of the existing fields.

- Choose **Special > Show custom data...** to show the list of custom data sets.

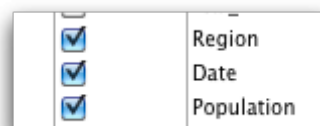


Setup fields

- Click **New**
- This window is shown:

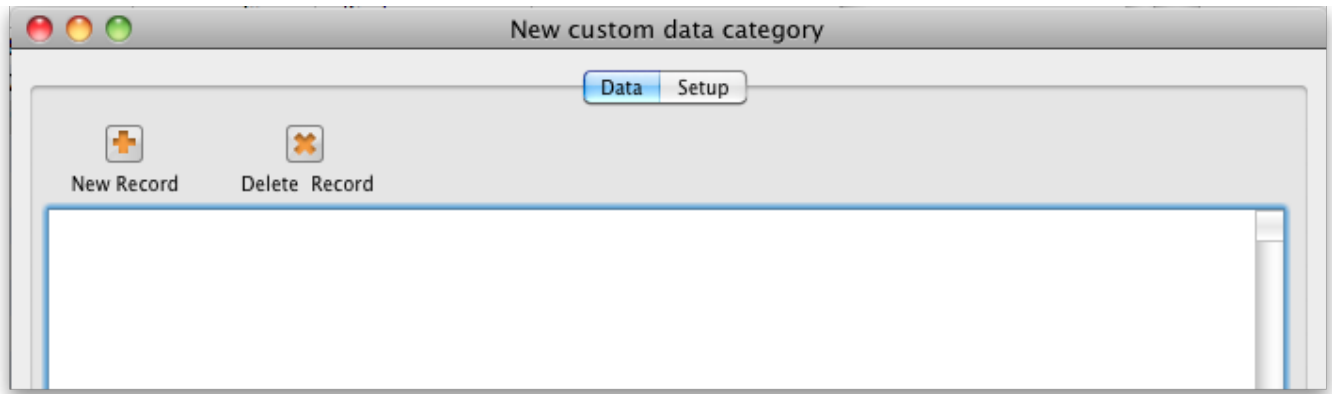


- For our example, we're going to record population in several regions each year, so we need
 - A real number field to store the population number
 - A text field to store the region name
 - A date field to store the year
- We've labelled the data set *RegionalPopulations*
- To change the field names, click once on the name, and then wait a second or two and click again- now it is editable:



Adding data

- Click the **data** tab then click **New**



Using data in reports

- You can extract data by using the following method in a pagepro report
- `custom_value_get("data_set";"field_to_query";"search_value";"field_to_return";"variable_to_return")`
 - "data_set" is the name of the data set. e.g. "RegionalPopulations"
 - field_to_query is the internal name of the field "text_1", "Text_2", "real_2", "date_7"
 - "search_value" is the value you're looking for in "field_to_query"
 - "field_to_return" is the field name of the value to return
 - "variable_to_return" is a pointer to the variable that will contain the data returned.
- Sound too complicated? We usually build these reports for clients, but this documentation is for the technically minded who want to build their own.

Previous: [23.08. Virtual stores](#) | | Next: [23.10. Currencies](#)

From:

<https://docs.msupply.org.nz/> - mSupply documentation wiki

Permanent link:

https://docs.msupply.org.nz/other_stuff:custom_data?rev=1584116498

Last update: **2020/03/13 16:21**

