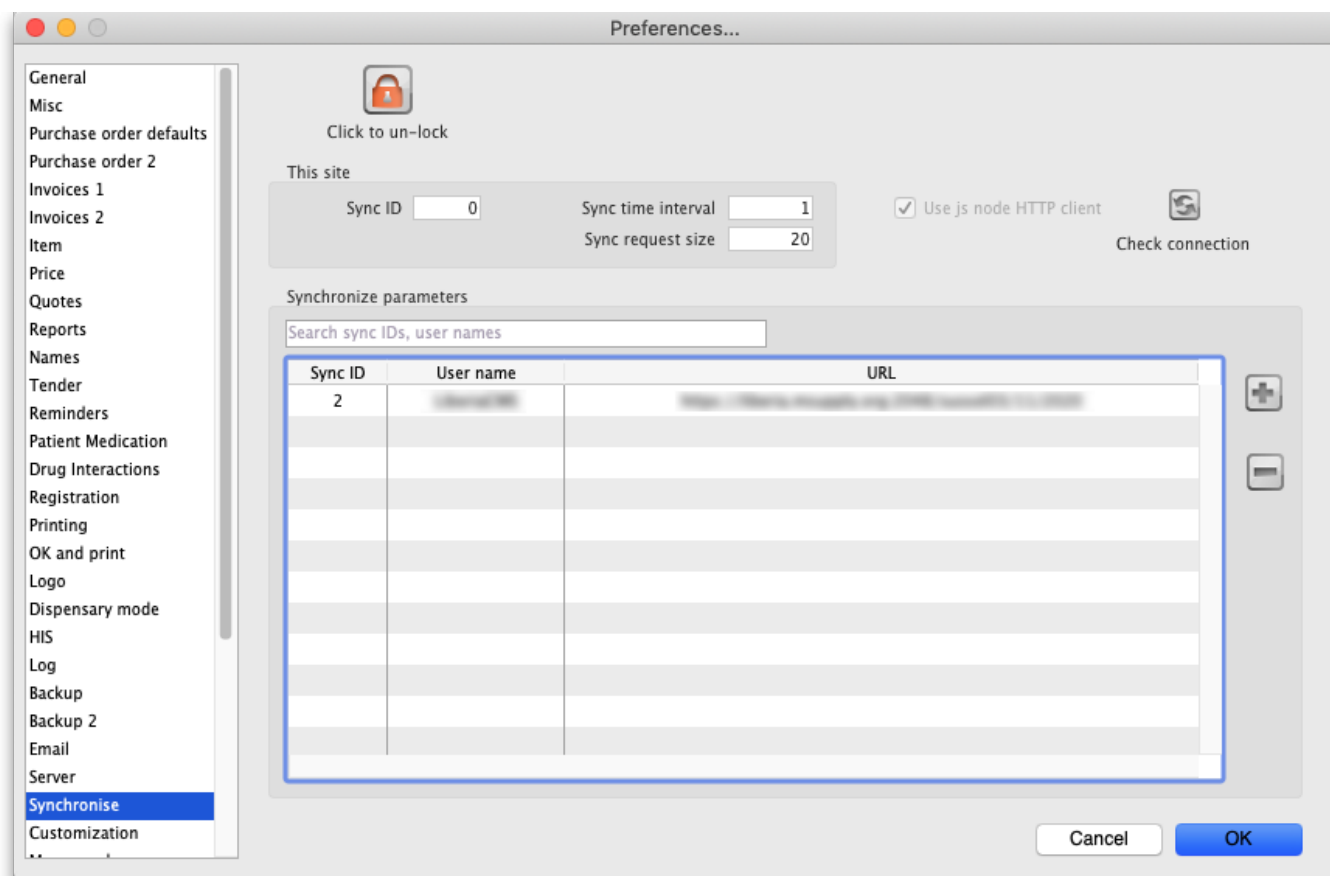


# Synchronisation

Note that the main page describing synchronisation is [Remote Synchronisation](#)

Synchronization is the process whereby mSupply maintains data integrity between a 'primary' mSupply server and 'satellite' mSupply servers. It therefore only applies to situations where there is a multi-mSupply server setup.

- The primary server will maintain a master list of names and items which are 'pushed' to the satellite servers. Items and names can only be added, deleted or modified on the primary server.
- The primary server can be configured to maintain a copy of stock and transaction data from the satellite servers as well as its own. This allows a user on the primary server to run reports on data from the primary and satellite servers.
- Satellite servers can also be configured to maintain a copy of stock and transaction data for other stores in the system. This data is all routed through the primary server.
- Transaction and stock records for any store in the system can only be added, deleted or modified on the server on which that store is 'Active'.

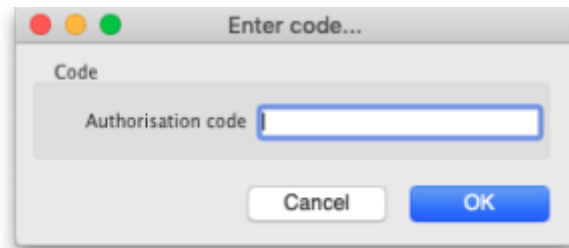


## General

These settings will normally only be changed by Sustainable Solutions. They are not intended for general use by customers.

**Click to Un-lock button:** Altering these preferences can have serious consequences for your

mSupply® data so they are protected by an authorisation code. Click on the 'Click to Un-lock' button and you are presented with the following screen:

A small dialog box titled "Enter code..." with a light gray background. It contains a label "Code" above a text input field labeled "Authorisation code". Below the input field are two buttons: "Cancel" and "OK".

To continue and edit the synchronize preferences enter your authorisation code in the box and click on the OK button. To return to the preferences screen without unlocking the synchronize preferences click on the Cancel button.

**Sync time interval:** This is the time interval in minutes between requests for new information that the satellite servers make to the primary server.

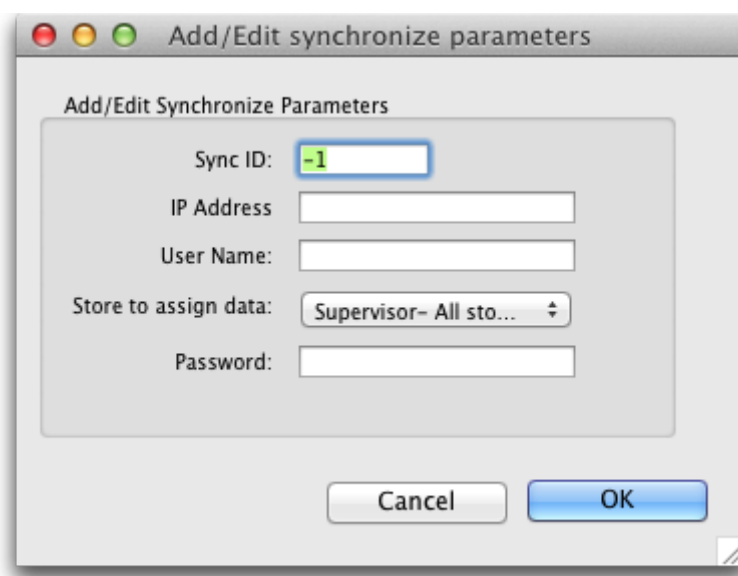
## Synchronize parameters

**Sync ID:** The ID of the current store to use in the synchronization process. You choose this - a number between 1 and 64. This must be unique to each store to be synchronized. ID 1 is reserved for the primary server (so, if this is the primary server put 1 in here).

**User name:** Communication between the primary and satellite servers is authenticated. This user name and the password field must match what the primary server is expecting. So, you can enter any valid username and password in these fields but they must all be the same for the primary and satellite servers.

**Password:** See above.

**Sync with:**

A dialog box titled "Add/Edit synchronize parameters" with a light gray background. It contains several fields: "Sync ID:" with a text input field containing "-1", "IP Address:" with a text input field, "User Name:" with a text input field, "Store to assign data:" with a dropdown menu showing "Supervisor- All sto...", and "Password:" with a text input field. At the bottom are "Cancel" and "OK" buttons.

This list contains the names of the servers to synchronize with. If this is the primary server all the satellite servers will be identified in this table. If this is a satellite server then the primary server only

will be identified in here. Click on the '+' button to add a server to the list (takes you to another window where you enter the Sync ID, Name, Store and URL for the server to synchronize. Note that these values, except URL will have been entered in this page on the servers hosting the stores selected. Make sure you enter the right values! The URL field contains the full URL of the server hosting the store to synchronize) and the '-' button to delete a server you have selected in the list.

Back to: [General preferences](#)

From:

<https://docs.msupply.org.nz/> - mSupply documentation wiki

Permanent link:

<https://docs.msupply.org.nz/preferences:synchronisation?rev=1499116401>

Last update: **2017/07/03 21:13**

